





<div style="display: flex; justify-content: space-between; align-items: center;">  <div style="text-align: center;"> <p>REGIONE PUGLIA</p> <p>SERVIZIO PROTEZIONE CIVILE</p> <p>Centro Funzionale Regionale</p> <p>TAVIANO</p> </div>  </div>														
latitudine 39° 58' 54,42" N									longitudine 18° 5' 19,63" E					
GIORNI	1		2			3			4			5		
ANNO	mm	il	mm	dal	al	mm	dal	al	mm	dal	al	mm	dal	al
1921	95,0	28-set	154,0	28-set	29-set	159,0	27-set	29-set	159,0	27-set	30-set	164,0	27-set	1-ott
	59,0	29-set	91,0	3-dic	4-dic	99,0	3-dic	5-dic	109,0	3-dic	6-dic	129,0	3-dic	7-dic
	60,0	3-dic	>>	>>	>>	>>	>>	>>	>>	>>	>>	>>	>>	>>
1922	74,0	24-feb	82,0	23-feb	24-feb	82,0	23-feb	25-feb	>>	>>	>>	>>	>>	>>
1923	75,0	25-ago	75,0	25-ago	26-ago	195,0	3-nov	5-nov	195,0	3-nov	6-nov	195,0	3-nov	7-nov
	75,0	3-nov	120,0	4-nov	5-nov	>>	>>	>>	>>	>>	>>	>>	>>	>>
	85,0	5-nov	>>	>>	>>	>>	>>	>>	>>	>>	>>	>>	>>	>>
1924	95,0	10-nov	71,0	18-gen	19-gen	86,0	6-ott	8-ott	91,0	16-gen	19-gen	94,0	15-gen	19-gen
	70,0	15-dic	86,0	6-ott	7-ott	127,0	9-nov	11-nov	86,0	6-ott	9-ott	86,0	6-ott	10-ott
	>>	>>	127,0	9-nov	10-nov	110,0	15-dic	17-dic	127,0	9-nov	12-nov	148,0	9-nov	13-nov
	>>	>>	110,0	15-dic	16-dic	>>	>>	>>	110,0	15-dic	18-dic	110,0	15-dic	19-dic
1925	60,0	28-set	97,0	28-set	29-set	97,0	28-set	30-set	97,0	29-set	2-ott	135,0	28-set	2-ott
	60,0	26-ott	85,0	19-nov	20-nov	85,0	19-nov	21-nov	90,0	19-nov	22-nov	110,0	15-nov	19-nov
1927	58,0	7-ott	73,0	6-ott	7-ott	134,0	5-dic	7-dic	109,0	4-ott	7-ott	116,0	3-ott	7-ott
	60,0	7-dic	107,0	6-dic	7-dic	>>	>>	>>	149,0	4-dic	7-dic	166,0	5-dic	9-dic
1929	>>	>>	>>	>>	>>	77,0	20-feb	22-feb	>>	>>	>>	>>	>>	>>
1930	95,0	14-ott	95,0	14-ott	15-ott	100,0	14-ott	16-ott	84,0	27-gen	30-gen	100,0	14-ott	18-ott
	60,0	20-dic	110,0	19-dic	20-dic	120,0	19-dic	21-dic	100,0	14-ott	17-ott	154,0	19-dic	23-dic
	>>	>>	>>	>>	>>	>>	>>	>>	137,0	19-dic	22-dic	>>	>>	>>
1932	70,0	3-mar	100,0	2-mar	3-mar	115,0	1-mar	3-mar	122,0	1-mar	4-mar	122,0	1-mar	5-mar
	75,0	13-nov	95,0	14-apr	15-apr	95,0	14-apr	16-apr	95,0	14-apr	17-apr	95,0	14-apr	18-apr
	60,0	14-nov	75,0	11-nov	12-nov	165,0	12-nov	14-nov	210,0	11-nov	14-nov	218,0	10-nov	14-nov
	>>	>>	135,0	13-nov	14-nov	>>	>>	>>	>>	>>	>>	>>	>>	>>
1933	>>	>>	80,3	23-nov	24-nov	80,6	23-nov	25-nov	100,3	21-nov	24-nov	120,3	20-nov	24-nov
1934	>>	>>	>>	>>	>>	80,0	3-feb	5-feb	95,0	2-feb	5-feb	95,0	2-feb	6-feb
1935	>>	>>	>>	>>	>>	85,6	20-nov	22-nov	85,6	20-nov	23-nov	100,6	18-nov	22-nov
1937	91,4	19-nov	105,0	18-nov	19-nov	105,0	18-nov	20-nov	105,0	18-nov	21-nov	108,0	15-nov	19-nov
1939	>>	>>	>>	>>	>>	78,0	24-ott	26-ott	83,0	24-ott	27-ott	86,3	24-ott	28-ott
1942	100,4	14-ott	110,4	13-ott	14-ott	80,4	31-gen	2-feb	113,1	13-ott	16-ott	113,1	13-ott	17-ott
	>>	>>	>>	>>	>>	110,4	13-ott	15-ott	>>	>>	>>	>>	>>	>>
1943	>>	>>	75,5	6-nov	7-nov	>>	>>	>>	>>	>>	>>	>>	>>	>>
1944	67,6	1-ott	83,1	1-ott	2-ott	92,6	29-set	1-ott	108,1	29-set	2-ott	108,1	29-set	3-ott
	71,0	10-ott	82,0	22-dic	23-dic	84,2	22-dic	24-dic	84,4	22-dic	25-dic	>>	>>	>>
	61,0	23-dic	>>	>>	>>	>>	>>	>>	>>	>>	>>	>>	>>	>>
1945	>>	>>	>>	>>	>>	>>	>>	>>	>>	>>	>>	91,8	21-nov	25-nov
1946	56,4	28-ott	>>	>>	>>	>>	>>	>>	84,0	5-dic	8-dic	86,8	4-dic	8-dic
	>>	>>	>>	>>	>>	>>	>>	>>	>>	>>	>>	90,4	20-dic	24-dic
1947	150,5	26-ott	154,8	25-ott	26-ott	154,8	25-ott	27-ott	154,8	25-ott	28-ott	175,5	26-ott	30-ott
1948	75,0	19-dic	76,5	19-dic	20-dic	86,5	19-dic	21-dic	86,5	19-dic	22-dic	86,5	19-dic	23-dic
1949	70,0	21-mar	80,3	21-mar	22-mar	81,5	21-mar	23-mar	119,8	4-nov	7-nov	145,6	1-nov	5-nov
	56,0	1-nov	114,6	5-nov	6-nov	119,8	4-nov	6-nov	>>	>>	>>	>>	>>	>>
	70,0	5-nov	>>	>>	>>	>>	>>	>>	>>	>>	>>	>>	>>	>>
1950	183,0	30-ott	191,0	30-ott	31-ott	191,0	30-ott	1-nov	191,7	30-ott	2-nov	191,7	30-ott	3-nov
1951	83,4	23-ago	83,4	23-ago	24-ago	83,4	23-ago	25-ago	91,4	23-ago	26-ago	91,4	23-ago	27-ago
1952	63,0	24-gen	71,0	23-gen	24-gen	72,2	23-gen	25-gen	74,7	21-gen	24-gen	78,3	20-gen	24-gen
1953	45,0	22-dic	58,3	21-dic	22-dic	71,3	20-dic	22-dic	71,3	20-dic	23-dic	73,3	18-dic	22-dic
1954	70,0	11-mar	72,0	11-mar	12-mar	78,3	9-mar	11-mar	80,3	9-mar	12-mar	95,5	9-ott	13-ott
1955	117,0	28-set	122,0	27-set	28-set	122,0	27-set	29-set	124,5	28-set	1-ott	129,5	27-set	1-ott
1957	77,5	3-ott	77,5	3-ott	4-ott	79,3	6-ott	8-ott	87,8	3-ott	6-ott	148,8	3-ott	7-ott
1958	88,6	2-set	129,8	2-set	3-set	131,0	1-set	3-set	132,0	1-set	4-set	132,0	1-set	5-set
1959	50,4	16-mag	63,6	23-nov	24-nov	78,0	23-nov	25-nov	105,0	23-nov	26-nov	115,4	23-nov	27-nov
1960	54,2	10-dic	58,0	10-dic	11-dic	76,8	8-dic	10-dic	80,6	8-dic	11-dic	91,2	8-dic	12-dic
1961	71,2	6-ott	106,8	5-ott	6-ott	115,4	6-ott	8-ott	151,0	5-ott	8-ott	155,2	4-ott	8-ott
1962	45,8	12-mar	55,6	15-nov	16-nov	57,6	30-ott	1-nov	82,2	12-mar	15-mar	90,0	12-mar	16-mar

 REGIONE PUGLIA SERVIZIO PROTEZIONE CIVILE Centro Funzionale Regionale TAVIANO 														
latitudine 39° 58' 54,42" N									longitudine 18° 5' 19,63" E					
GIORNI	1		2			3			4			5		
ANNO	mm	il	mm	dal	al	mm	dal	al	mm	dal	al	mm	dal	al
1963	44,2	5-ott	85,4	4-ott	5-ott	105,8	9-ott	11-ott	105,8	9-ott	12-ott	105,8	9-ott	13-ott
1964	76,2	2-nov	78,0	12-nov	13-nov	78,2	11-nov	13-nov	80,0	2-nov	5-nov	83,4	2-nov	6-nov
1965	31,2	22-gen	43,4	23-set	24-set	55,6	22-set	24-set	60,0	22-set	25-set	62,6	21-set	25-set
1966	51,0	17-gen	73,2	16-gen	17-gen	82,8	18-set	20-set	83,0	18-set	21-set	83,0	18-set	22-set
1967	55,6	1-dic	67,8	1-dic	2-dic	84,4	29-nov	1-dic	96,6	29-nov	2-dic	100,4	28-nov	2-dic
1968	80,6	4-nov	123,0	4-nov	5-nov	134,2	4-nov	6-nov	134,6	4-nov	7-nov	134,6	4-nov	8-nov
1969	45,0	5-mar	58,0	4-mar	5-mar	61,8	4-mar	6-mar	69,6	15-gen	18-gen	71,4	14-gen	18-gen
1970	56,8	18-ott	98,0	17-ott	18-ott	100,8	16-ott	18-ott	101,4	16-ott	19-ott	101,4	16-ott	20-ott
1971	29,8	25-feb	47,4	25-feb	26-feb	64,0	24-feb	26-feb	64,2	24-feb	27-feb	64,6	24-feb	28-feb
1972	142,0	3-ott	146,0	3-ott	4-ott	146,8	2-ott	4-ott	146,8	2-ott	5-ott	148,2	3-ott	7-ott
1973	40,8	31-mar	44,8	30-mar	31-mar	50,2	29-mar	31-mar	63,6	28-mar	31-mar	63,6	28-mar	1-apr
1974	61,8	6-mar	70,0	5-mar	6-mar	70,0	5-mar	7-mar	70,4	3-mar	6-mar	74,2	2-mar	6-mar
1975	74,2	21-giu	75,8	21-giu	22-giu	75,8	21-giu	23-giu	75,8	21-giu	24-giu	75,8	21-giu	25-giu
1976	107,6	19-nov	140,8	18-nov	19-nov	142,8	18-nov	20-nov	144,0	18-nov	21-nov	149,6	18-nov	22-nov
1977	25,6	3-dic	37,6	10-dic	11-dic	37,6	10-dic	12-dic	37,6	10-dic	13-dic	37,8	7-dic	11-dic
1978	26,0	21-ott	28,8	21-ott	22-ott	43,4	7-mar	9-mar	44,2	6-mar	9-mar	51,2	17-gen	21-gen
1979	53,4	18-ago	60,2	4-nov	5-nov	75,8	4-nov	6-nov	76,0	4-nov	7-nov	76,0	4-nov	8-nov
1981	45,0	3-ott	55,4	8-set	9-set	83,6	6-set	8-set	95,4	6-set	9-set	96,0	5-set	9-set
1982	49,2	29-nov	80,8	2-dic	3-dic	106,0	1-dic	3-dic	120,0	29-nov	2-dic	155,2	29-nov	3-dic
1983	>>	>>	80,8	8-dic	9-dic	80,8	8-dic	10-dic	81,6	1-nov	4-nov	98,2	5-dic	9-dic
1984	50,6	16-ago	56,2	22-ott	23-ott	59,8	21-ott	23-ott	60,0	21-ott	24-ott	60,0	21-ott	25-ott
1985	48,6	18-nov	77,6	18-nov	19-nov	108,4	18-nov	20-nov	113,8	18-nov	21-nov	113,8	18-nov	22-nov
1986	45,0	28-mar	53,6	27-mar	28-mar	53,6	27-mar	29-mar	53,6	27-mar	30-mar	58,8	24-mar	28-mar
1987	42,8	16-mar	53,2	7-ott	8-ott	53,2	7-ott	9-ott	53,4	5-ott	8-ott	61,2	12-nov	16-nov
1988	32,0	9-gen	41,0	9-gen	10-gen	46,6	19-gen	21-gen	47,4	19-gen	22-gen	47,6	18-gen	22-gen
1989	25,6	17-giu	30,2	6-nov	7-nov	30,6	6-nov	8-nov	33,0	14-giu	17-giu	33,0	16-giu	20-giu
1990	114,8	15-nov	155,6	15-nov	16-nov	165,4	15-nov	17-nov	174,2	15-nov	18-nov	182,2	14-nov	18-nov
1991	65,6	26-apr	66,8	25-apr	26-apr	67,6	25-apr	27-apr	67,6	25-apr	28-apr	68,0	22-apr	26-apr
1992	50,2	15-ott	75,8	15-ott	16-ott	75,8	15-ott	17-ott	75,8	15-ott	18-ott	77,4	12-ott	16-ott
1993	232,4	3-nov	232,8	3-nov	4-nov	249,4	3-nov	5-nov	249,6	3-nov	6-nov	249,8	3-nov	7-nov
1994	83,4	11-apr	83,6	11-apr	12-apr	93,4	9-apr	11-apr	98,0	8-apr	11-apr	98,4	7-apr	11-apr
1995	44,0	14-mar	61,6	17-dic	18-dic	72,4	17-dic	19-dic	72,4	17-dic	20-dic	73,0	15-dic	19-dic
1996	90,8	12-mar	95,2	4-ott	5-ott	131,2	4-ott	6-ott	144,0	3-ott	6-ott	144,2	3-ott	7-ott
1997	48,6	30-ott	61,6	24-set	25-set	66,0	22-ott	24-ott	66,4	22-ott	25-ott	66,4	22-ott	26-ott
1998	138,2	23-nov	162,0	23-nov	24-nov	174,4	22-nov	24-nov	175,2	20-nov	23-nov	199,0	20-nov	24-nov
1999	48,8	30-ago	70,6	12-set	13-set	78,8	9-nov	11-nov	90,6	8-nov	11-nov	111,2	7-nov	11-nov
2000	38,4	4-mag	38,4	4-mag	5-mag	56,6	3-ott	5-ott	64,6	3-ott	6-ott	79,6	1-ott	5-ott
2001	50,0	8-nov	56,2	7-nov	8-nov	56,2	7-nov	9-nov	56,2	7-nov	10-nov	56,2	7-nov	11-nov
2002	80,4	11-mar	91,0	10-mar	11-mar	91,4	10-mar	12-mar	104,2	4-dic	7-dic	110,4	4-dic	8-dic
2003	74,0	12-nov	74,2	12-nov	13-nov	74,2	12-nov	14-nov	74,2	12-nov	15-nov	74,4	9-nov	13-nov
2004	82,4	13-nov	142,6	13-ott	14-ott	147,0	12-ott	14-ott	147,0	12-ott	15-ott	150,4	10-nov	14-nov
2005	46,8	6-mag	62,8	10-dic	11-dic	85,6	10-dic	12-dic	90,4	10-dic	13-dic	92,6	9-dic	13-dic
2006	37,4	19-dic	49,8	18-dic	19-dic	53,6	19-dic	21-dic	68,8	19-dic	22-dic	81,2	18-dic	22-dic
2007	35,6	1-nov	49,8	31-ott	1-nov	53,4	25-mar	27-mar	56,0	25-mar	28-mar	62,6	23-mar	27-mar
2008	>>	>>	>>	>>	>>	>>	>>	>>	>>	>>	>>	>>	>>	>>
2009	49,2	21-gen	66,4	21-gen	22-gen	80,4	21-gen	23-gen	84,6	20-gen	23-gen	86,4	20-gen	24-gen
2010	94,4	10-mar	101,8	9-mar	10-mar	124,8	8-mar	10-mar	128,6	8-mar	11-mar	128,6	7-mar	11-mar
2011	33,0	24-feb	42,6	27-gen	28-gen	51,4	26-gen	28-gen	51,8	26-gen	29-gen	52,4	26-gen	30-gen
	33,0	1-mar	>>	>>	>>	>>	>>	>>	>>	>>	>>	>>	>>	>>
2012	94,2	31-ott	117,6	31-ott	1-nov	117,6	31-ott	2-nov	117,6	31-ott	3-nov	117,6	31-ott	4-nov